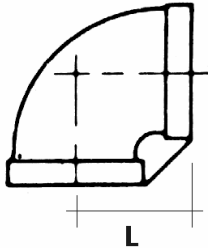
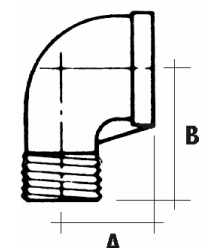


**RACCORDERIA GAS IN MICROFUSIONE**

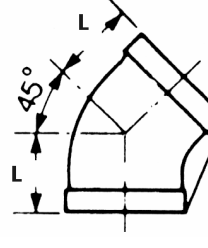
MATERIALE: AISI 304 - AISI 316  
 F (FEMMINA) = FILETTO INTERNO  
 M (MASCHIO) = FILETTO ESTERNO

**ART. 420 - GOMITO 90° F/F**


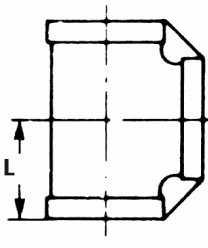
DN	1/8	1/4"	3/8	1/2"	3/4	1"	1 1/4
L	17	19	25	28	33	38	45
DN	1 1/2	2"	2 1/2	3"	4"		
L	48	58	69	78	96		


**ART. 422 - GOMITO 90° M/F**


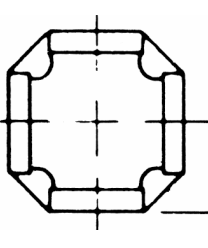
DN	1/8	1/4"	3/8	1/2"	3/4	1"	1 1/4
A	17	18	21	26	30	33	46
B	27	30	34	39	49	52	60
DN	1 1/2	2"	2 1/2	3"			
A	47	56	69	78			
B	65	76	93	107			

**ART. 424 - GOMITO 45° F/F**


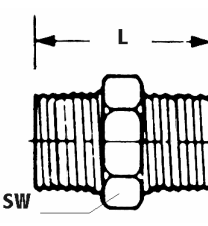
DN	1/8	1/4"	3/8	1/2"	3/4	1"	1 1/4
L	16	17	19	22	25	29	33
DN	1 1/2	2"	2 1/2	3"			
L	36	41	47	52			

**ART. 426 - TEE F/F/F**


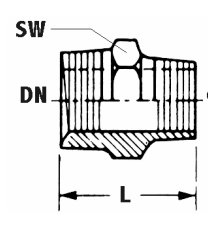
DN	1/8	1/4"	3/8	1/2"	3/4	1"	1 1/4
L	17	19	25	28	33	38	45
DN	1 1/2	2"	2 1/2	3"	4"		
L	48	58	69	78	96		

**ART. 428 - CROCE F/F/F/F**


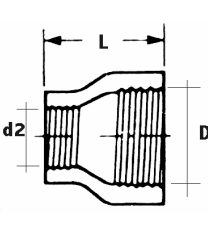
DN	1/8	1/4"	3/8	1/2"	3/4	1"	1 1/4
R	17	19	25	28	33	38	45
DN	1 1/2	2"	2 1/2	3"			
R	48	58	69	78			

**ART. 430 - NIPPLO CON ESAGONO**


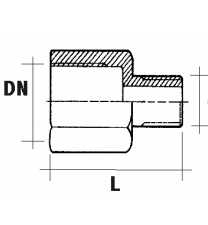
DN	1/8	1/4"	3/8	1/2"	3/4	1"	1 1/4
L	32	35	36	42	49	55	57
SW	12	14	19	22	30	36	46
DN	1 1/2	2"	2 1/2	3"	4"		
L	61	66	72	83	94		
SW	50	65	80	95	120		

**ART. 432 - NIPPLO RIDOTTO**


DN	1/4"	3/8	1/2"	3/4	1"	1 1/4	1 1/2
d1	1/8	1/4"	3/8	1/2"	3/4	1"	1 1/4
L	33	36	40	45	50	54	58
SW	14	19	22	30	36	46	50
DN	2"						
d1	1 1/2						
L	64						
SW	65						

**ART. 434 - MANICOTTO RIDOTTO**


DN	1/4"	3/8	1/2"	1/2"	3/4	3/4	1"
d2	1/8	1/4"	1/4"	3/8	3/8	1/2"	1/2"
L	25	28	34	34	38	38	42
DN	1"	1 1/4	1 1/4	1 1/2	1 1/2	2"	
d2	3/4	3/4	1"	1"	1 1/4	1 1/2	
L	42	48	48	52	52	58	

**ART. 436 - RIDUZIONE F/M**


DN	1/4"	3/8	3/8	1/2"	1/2"	3/4	3/4
d1	1/8	1/4"	3/8	3/8	1/2"	1/2"	3/4
L	—	31	31	37	37	—	—
DN	1"	1"					
d1	3/4	1"					
L	—	—					

SEGUE **RACCORDERIA GAS IN MICROFUSIONE**

**MATERIALE: AISI 304 - AISI 316**  
**F (FEMMINA) = FILETTO INTERNO**  
**M (MASCHIO) = FILETTO ESTERNO**

ART. 438 -		RIDUZIONE M/F						
	DN	1/4"	3/8"	1/2"	3/4"	1"	1 1/4"	1 1/2"
	d2	1/8"	1/4"	3/8"	1/2"	3/4"	1"	1 1/4"
	L	17	18	21	24	26	29	31
	SW	14	19	22	30	36	46	50
	DN	2"						
	d2	1 1/2"						
	L	35						
	SW	65						

ART. 440 -		TAPPO FEMMINA						
	DN	1/8"	1/4"	3/8"	1/2"	3/4"	1"	1 1/4"
	L	13	15	17	20	24	26	28
	SW	17	17	22	27	32	41	50
	DN	1 1/2"	2"	2 1/2"	3"	4"		
	L	30	33	38	40	50		
	SW	55	70	85	100	120		

ART. 442 -		TAPPO MASCHIO						
	DN	1/8"	1/4"	3/8"	1/2"	3/4"	1"	1 1/4"
	L	19	19	24	24	25	30	30
	SW	12	14	17	22	27	36	46
	DN	1 1/2"	2"	2 1/2"	3"	4"		
	L	34	39	43	44	55		
	SW	50	65	80	95	120		

ART. 444 -		TAPPO MASCHIO TESTA QUADRA						
	DN	1/8"	1/4"	3/8"	1/2"	3/4"	1"	1 1/4"
	L	17	19	22	30	30	31	35
	DN	1 1/2"	2"	2 1/2"	3"			
	L	36	40	48	54			

ART. 446 -		PORTAGOMMA MASCHIO						
	DN	1/8"	1/4"	3/8"	1/2"	3/4"	1"	1 1/4"
	E	7	9	9	14	20	27	33
	L	40	47	54	65	70	74	82
	SW	14	14	19	22	27	36	46
	DN	1 1/2"	2"					
	E	40	51					
	L	95	105					
	SW	50	60					

ART. 448 -		DADO ESAGONALE						
	DN	1/8"	1/4"	3/8"	1/2"	3/4"	1"	1 1/4"
	H	8	8	9	9	10	10	12
	SW	19	22	27	32	36	46	55
	DN	1 1/2"	2"					
	H	12	15					
	SW	60	75					

ART. 450 -		PROLUNGA MASCHIO/MASCHIO						
	DN	1/8"	1/4"	3/8"	1/2"	3/4"	1"	1 1/4"
	L	35	40	40	60	60	60	80
	S	2	2.3	2.3	2.6	2.6	3.2	3.2
	DN	1 1/2"	2"	2 1/2"	3"	4"		
	L	80	100	100	120	120		
	S	3.2	3.6	6.6	4	4.5		

ART. 452 -		BOCCHETTONE 3PZ CONICO SALD.(TASCA)						
	DN	1/8"	1/4"	3/8"	1/2"	3/4"	1"	1 1/4"
	L	34	34	36	40	43	51	55
	SW	27	27	27	32	41	50	65
	DN	1 1/2"	2"	2 1/2"	3"			
	L	60	67	78	90			
	SW	75	90	110	120			

ART. 454 -		BOCCHETTONE 3PZ CONICO F/F						
	DN	1/8"	1/4"	3/8"	1/2"	3/4"	1"	1 1/4"
	L	39	42	43	43	47	50	56
	SW	30	32	32	41	50	60	70
	DN	1 1/2"	2"	2 1/2"	3"	4"		
	L	60	68	81	94	113		
	SW	75	90	110	120	140		

ART. 456 -		BOCCHETTONE 3PZ CONICO M/F						
	DN	1/8"	1/4"	3/8"	1/2"	3/4"	1"	1 1/4"
	L	53	53	57	57	62	69	77
	SW	27	32	36	41	50	50	65
	DN	1 1/2"	2"	2 1/2"	3"			
	L	82	90	110	120			
	SW	75	90	110	120			