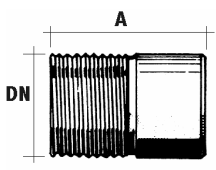
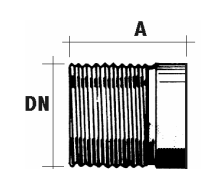


RACCORDERIA GAS - UNI 338

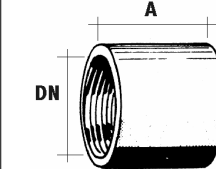
MATERIALE: AISI 304 - AISI 316
 F (FEMMINA) = FILETTO INTERNO
 M (MASCHIO) = FILETTO ESTERNO

ART. 370 - TRONCHETTO S.S. A SALDARE


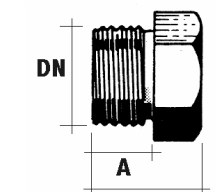
DN	1/8"	1/4"	3/8"	1/2"	3/4"	1"	1 1/4"
A	30	30	30	35	40	40	50
DN	1 1/2"	2"	2 1/2"	3"	3 1/2"	4"	5"
A	50	50	60	70	70	70	70


ART. 372 - TRONCHETTO E.U. A SALDARE


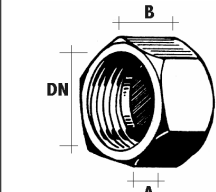
DN	1/8"	1/4"	3/8"	1/2"	3/4"	1"	1 1/4"
A	18	18	20	25	30	35	40
DN	1 1/2"	2"	2 1/2"	3"	3 1/2"	4"	5"
A	40	43	45	45	50	60	60

ART. 374 - MANICOTTO


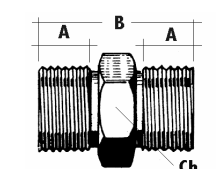
DN	1/8"	1/4"	3/8"	1/2"	3/4"	1"	1 1/4"
A	18	18	20	25	30	35	40
DN	1 1/2"	2"	2 1/2"	3"	3 1/2"	4"	5"
A	40	43	45	45	50	60	60

ART. 376 - TAPPO MASCHIO


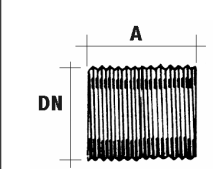
DN	1/8"	1/4"	3/8"	1/2"	3/4"	1"	1 1/4"
A	10	10	11	12	13	15	16
B	18	20	20	23	26	28	31
DN	1 1/2"	2"					
A	20	22					
B	35	38					

ART. 378 - TAPPO FEMMINA


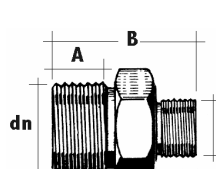
DN	1/4"	3/8"	1/2"	3/4"	1"	1 1/4"	1 1/2"
A	17	19	20	22	25	29	29
B	22	27	36	40	50	55	55
DN	2"						
A	32						
B	70						

ART. 380 - NIPPLO CON ESAGONO


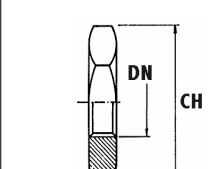
DN	1/4"	3/8"	1/2"	3/4"	1"	1 1/4"	1 1/2"
A	10	11	11	13	14	16	22
B	30	33	38	42	46	50	62
Ch	15	20	24	30	36	45	65
DN	2"						
A	22						
B	62						
Ch	65						

ART. 382 - NIPPLO SEMPLICE


DN	1/4"	3/8"	1/2"	3/4"	1"	1 1/4"	1 1/2"
A	18	20	25	30	35	40	40
DN	2"	2 1/2"	3"	3 1/2"	4"		
A	43	45	45	50	60		

ART. 384 - NIPPLO RIDOTTO


DN	1/8"	1/4"	3/8"	1/2"	3/4"	1"	1 1/4"
dn	1/4"	3/8"	1/2"	3/4"	1"	1 1/4"	1 1/2"
A	10	11	11	13	14	16	22
B	30	33	38	42	46	50	62
DN	1 1/2"						
dn	2"						
A	22						
B	62						

ART. 386 - DADO ESAGONALE


DN	1/4"	3/8"	1/2"	3/4"	1"	1 1/4"	1 1/2"
Ch	19	24	30	36	46	55	65
A	8	10	10	10	12	15	15
DN	2"						
Ch	70						
A	18						

SEGUE

RACCORDERIA GAS - UNI 338
MATERIALE: AISI 304 - AISI 316
F (FEMMINA) = FILETTO INTERNO
M (MASCHIO) = FILETTO ESTERNO
ART. 388 = BOCCHETTONE 3 PEZZI CONICO F/F

	DN	1/4"	3/8	1/2"	3/4	1"	1 1/4	1 1/2
	A	15	17	18	18	20	23	25
	B	44	46	50	55	58	68	72
	DN	2"						
	A	27						
	B	80						

ART. 390 = BOCCHETTONE 3 PEZZI CONICO M/F

	DN	1/4"	3/8	1/2"	3/4	1"	1 1/4	1 1/2
	A	15	17	18	18	20	23	25
	B	44	46	50	55	58	68	72
	DN	2"						
	A	27						
	B	80						

ART. 392 = RIDUZIONE M/F - (FIL EST/FIL INT)

	DN	1/4"	3/8	1/2"	3/4	1"	1 1/4	1 1/2
	d	1/8	1/4"	3/8	1/2"	3/4	1"	1 1/4
	A	10	12	12	14	15	16	20
	B	20	24	24	26	29	31	35
	DN	2"						
	d	1 1/2						
	A	22						
	B	38						

ART. 394 = RIDUZIONE F/F (FIL INT/FIL INT)

	DN	1/4"	3/8	1/2"	3/4	1"	1 1/4	1 1/2
	d	1/8	1/4"	3/8	1/2"	3/4	1"	1 1/4
	A	10	12	12	14	15	16	20
	DN	2"						
	d	1 1/2						
	A	22						

ART. 396 = GOMITO 90° F/F

	DN	1/4"	3/8	1/2"	3/4	1"	1 1/4	1 1/2
	A	11	14	14	16	16	17	22
	B	30	35	45	50	55	69	77
	C	20	23	30	32	35	44	49
	DN	2"						
	A	25						
	B	95						
	C	60						

ART. 398 = TEE F/F/F

	DN	1/4"	3/8	1/2"	3/4	1"	1 1/4	1 1/2
	A	11	14	14	16	16	17	22
	B	40	45	60	65	70	87	98
	C	20	23	30	32	35	44	49
	DN	2"						
	A	25						
	B	119						
	C	60						

ART. 400 = CROCE F/F/F/F

	DN	1/4"	3/8	1/2"	3/4	1"	1 1/4	1 1/2
	C	20	23	30	32	35	44	49
	DN	2"						
	C	60						

ART. 402 = PORTAGOMMA FIL. MASCHIO

	DN	1/4"	3/8	1/2"	3/4	1"	1 1/4	1 1/2
	A	15	10	13	13	14	15	20
	B	46	52	56	62	68	76	86
	C	13	16	21	26	33	42	48
	DN	2"						
	A	20						
	B	100						
	C	60						

ART. 404 = PORTAGOMMA FIL. FEMMINA

	DN	1/4"	3/8	1/2"	3/4	1"	1 1/4	1 1/2
	A	15	10	13	13	14	15	20
	B	46	52	56	62	68	76	86
	C	13	16	21	26	33	42	48
	DN	2"						
	A	20						
	B	100						
	C	60						

ART. 406 = GOMITO 90° M/F

	DN	1/4"	3/8	1/2"	3/4	1"	1 1/4	1 1/2
	DN	2"						