

**RACCORDERIA RAPIDA "TIPO VR"
A LEVE ECCENTRICHE**
**MATERIALE: AISI 304 - AISI 316 - ALLUMINIO
BRONZO - POLIPROPILENE**
ART. 300 - VR MASCHIO/FEMMINA GAS

| | | | | | | | | |
|--|----|------|------|-----|--------|--------|----|--------|
| | DN | 1/2" | 3/4" | 1" | 1 1/4" | 1 1/2" | 2" | 2 1/2" |
| | E | 15 | 19 | 24 | 28 | 36 | 46 | 58 |
| | F | 32 | 34 | 38 | 46 | 55 | 70 | 85 |
| | C | 38 | 38 | 48 | 56 | 56 | 63 | 75 |
| | DN | 3" | 4" | 5" | 6" | 8" | | |
| | E | 72 | 98 | 120 | 150 | 193 | | |
| | F | 98 | 124 | 158 | 197 | 256 | | |
| | C | 74 | 75 | 79 | 89 | 120 | | |
| | | | | | | | | |

TIPO "A"


ART. 302 - VR FEMMINA/MASCHIO GAS

| | | | | | | | | |
|--|----|------|------|-----|--------|--------|----|--------|
| | DN | 1/2" | 3/4" | 1" | 1 1/4" | 1 1/2" | 2" | 2 1/2" |
| | B | 53 | 53 | 58 | 72 | 81 | 92 | 115 |
| | C | 50 | 50 | 64 | 74 | 74 | 80 | 88 |
| | E | 15 | 20 | 24 | 30 | 40 | 50 | 60 |
| | DN | 3" | 4" | 5" | 6" | 8" | | |
| | B | 125 | 155 | 198 | 265 | 300 | | |
| | C | 90 | 92 | 101 | 109 | 150 | | |
| | E | 75 | 90 | 113 | 146 | 193 | | |
| | | | | | | | | |

TIPO "B"

ART. 304 - VR FEMMINA/PORTAGOMMA

| | | | | | | | | |
|--|----|------|------|-----|--------|--------|-----|--------|
| | DN | 1/2" | 3/4" | 1" | 1 1/4" | 1 1/2" | 2" | 2 1/2" |
| | B | 53 | 53 | 58 | 72 | 81 | 92 | 115 |
| | C | 72 | 82 | 100 | 106 | 106 | 122 | 136 |
| | P | 16 | 21 | 26 | 34 | 42 | 52 | 68 |
| | DN | 3" | 4" | 5" | 6" | 8" | | |
| | B | 125 | 155 | 198 | 265 | 300 | | |
| | C | 158 | 186 | 192 | 216 | 260 | | |
| | P | 80 | 103 | 130 | 158 | 204 | | |
| | | | | | | | | |

TIPO "C"

ART. 306 - VR FEMMINA/FEMMINA GAS

| | | | | | | | | |
|--|----|------|------|-----|--------|--------|----|--------|
| | DN | 1/2" | 3/4" | 1" | 1 1/4" | 1 1/2" | 2" | 2 1/2" |
| | B | 53 | 53 | 58 | 72 | 81 | 92 | 115 |
| | C | 50 | 50 | 64 | 74 | 74 | 80 | 88 |
| | E | 15 | 20 | 24 | 30 | 40 | 50 | 60 |
| | DN | 3" | 4" | 5" | 6" | 8" | | |
| | B | 125 | 155 | 198 | 265 | 300 | | |
| | C | 90 | 92 | 101 | 109 | 150 | | |
| | E | 75 | 90 | 113 | 146 | 193 | | |
| | | | | | | | | |

TIPO "D"

ART. 308 - VR MASCHIO/PORTAGOMMA

| | | | | | | | | |
|--|----|------|------|-----|--------|--------|-----|--------|
| | DN | 1/2" | 3/4" | 1" | 1 1/4" | 1 1/2" | 2" | 2 1/2" |
| | B | 53 | 53 | 58 | 72 | 81 | 92 | 115 |
| | C | 72 | 82 | 100 | 106 | 106 | 122 | 136 |
| | P | 16 | 21 | 26 | 34 | 42 | 52 | 68 |
| | DN | 3" | 4" | 5" | 6" | 8" | | |
| | B | 125 | 155 | 198 | 265 | 300 | | |
| | C | 158 | 186 | 192 | 216 | 260 | | |
| | P | 80 | 103 | 130 | 158 | 204 | | |
| | | | | | | | | |

TIPO "E"

ART. 310 - VR MASCHIO/MASCHIO GAS

| | | | | | | | | |
|--|----|------|------|-----|--------|--------|----|--------|
| | DN | 1/2" | 3/4" | 1" | 1 1/4" | 1 1/2" | 2" | 2 1/2" |
| | C | 58 | 58 | 44 | 46 | 48 | 50 | 58 |
| | F | 32 | 34 | 38 | 46 | 57 | 70 | 83 |
| | E | 15 | 19 | 24 | 28 | 36 | 46 | 58 |
| | DN | 3" | 4" | 5" | 6" | 8" | | |
| | C | 62 | 62 | 66 | 80 | 93 | | |
| | F | 98 | 124 | 158 | 197 | 256 | | |
| | E | 72 | 98 | 120 | 150 | 193 | | |
| | | | | | | | | |

TIPO "F"

ART. 312 - VR FEMMINA/SALDARE

| | | | | | | | | |
|--|----|------|------|-----|--------|--------|----|--------|
| | DN | 1/2" | 3/4" | 1" | 1 1/4" | 1 1/2" | 2" | 2 1/2" |
| | B | 53 | 53 | 58 | 72 | 81 | 92 | 115 |
| | C | 50 | 50 | 64 | 74 | 74 | 80 | 88 |
| | E | 21 | 27 | 34 | 43 | 50 | 62 | 77 |
| | DN | 3" | 4" | 5" | 6" | 8" | | |
| | B | 125 | 155 | 198 | 265 | 300 | | |
| | C | 90 | 92 | 101 | 109 | 150 | | |
| | E | 89 | 115 | 148 | 168 | 250 | | |
| | | | | | | | | |

TIPO "DW"

ART. 314 - VR MASCHIO/SALDARE

| | | | | | | | | |
|--|----|------|------|-----|--------|--------|----|--------|
| | DN | 1/2" | 3/4" | 1" | 1 1/4" | 1 1/2" | 2" | 2 1/2" |
| | C | 38 | 38 | 48 | 56 | 56 | 63 | 75 |
| | E | 15 | 20 | 24 | 30 | 40 | 50 | 60 |
| | F | 32 | 34 | 38 | 46 | 55 | 70 | 83 |
| | DN | 3" | 4" | 5" | 6" | 8" | | |
| | C | 74 | 75 | 79 | 89 | 120 | | |
| | E | 75 | 90 | 103 | 109 | 147 | | |
| | F | 98 | 124 | 158 | 197 | 256 | | |
| | | | | | | | | |


TIPO "AW"

ART. 316 - VR FEMMINA/FLANGIA

| | | | | | | | | |
|--|----|------|------|-----|--------|--------|-----|--------|
| | DN | 1/2" | 3/4" | 1" | 1 1/4" | 1 1/2" | 2" | 2 1/2" |
| | U | 70 | 70 | 88 | 104 | 105 | 120 | 130 |
| | DN | 3" | 4" | 5" | 6" | 8" | | |
| | U | 150 | 160 | 170 | 200 | 255 | | |
| | | | | | | | | |
| | | | | | | | | |

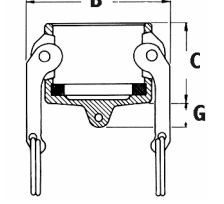
TIPO "LBS"

SEGUE

**RACCORDERIA RAPIDA "TIPO VR"
A LEVE ECCENTRICHE**
**MATERIALE: AISI 304 - AISI 316 - ALLUMINIO
BRONZO - POLIPROPILENE**
ART. 318 -
VR MASCHIO/FLANGIA


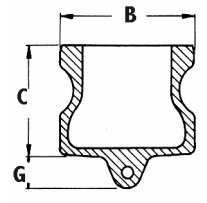
| DN | 1/2" | 3/4" | 1" | 1 1/4" | 1 1/2" | 2" | 2 1/2" |
|----|------|------|-----|--------|--------|----|--------|
| T | 65 | 65 | 71 | 80 | 86 | 95 | 100 |
| DN | 3" | 4" | 5" | 6" | 8" | | |
| T | 102 | 110 | 120 | 130 | 150 | | |

TIPO "LAS"

ART. 320 -
TAPPO FEMMINA VR


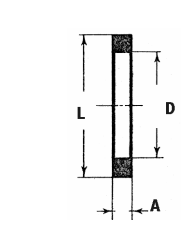
| DN | 1/2" | 3/4" | 1" | 1 1/4" | 1 1/2" | 2" | 2 1/2" |
|----|------|------|-----|--------|--------|----|--------|
| B | 53 | 53 | 58 | 72 | 81 | 92 | 115 |
| C | 32 | 32 | 40 | 50 | 50 | 54 | 56 |
| G | 8 | 8 | 10 | 10 | 10 | 11 | 11 |
| DN | 3" | 4" | 5" | 6" | 8" | | |
| B | 125 | 155 | 198 | 265 | 300 | | |
| C | 58 | 60 | 69 | 69 | 102 | | |
| G | 11 | 11 | 15 | 15 | 15 | | |

TIPO "L"


ART. 322 -
TAPPO MASCHIO VR


| DN | 1/2" | 3/4" | 1" | 1 1/4" | 1 1/2" | 2" | 2 1/2" |
|----|------|------|-----|--------|--------|----|--------|
| B | 32 | 32 | 36 | 45 | 53 | 63 | 74 |
| C | 27 | 30 | 35 | 41 | 43 | 51 | 55 |
| G | 8 | 8 | 10 | 10 | 10 | 11 | 11 |
| DN | 3" | 4" | 5" | 6" | 8" | | |
| B | 91 | 119 | 150 | 176 | 248 | | |
| C | 55 | 57 | 65 | 70 | 90 | | |
| G | 11 | 12 | 12 | 12 | 12 | | |

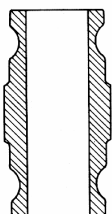
TIPO "P"

ART. 324 -
GUARNIZIONE BUNA VR*


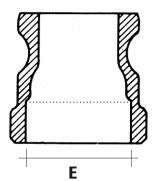
| DN | 1/2" | 3/4" | 1" | 1 1/4" | 1 1/2" | 2" | 2 1/2" |
|----|------|------|----|--------|--------|----|--------|
| DN | 3" | 4" | 5" | 6" | 8" | | |

ART. 326 -
LEVA DI RICAMBIO VR


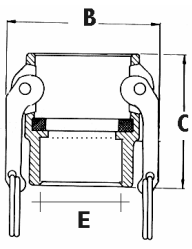
| DN | 1/2" | 3/4" | 1" | 1 1/4" | 1 1/2" | 2" | 2 1/2" |
|----|------|------|----|--------|--------|----|--------|
| DN | 3" | 4" | 5" | 6" | 8" | | |

ART. 328 -
GIUNZIONE VR MASCHIO-MASCHIO



| DN | 1/2" | 3/4" | 1" | 1 1/4" | 1 1/2" | 2" | 2 1/2" |
|----|------|------|----|--------|--------|----|--------|
| DN | 3" | 4" | 5" | 6" | 8" | | |

ART. 330 -
VR MASCHIO/SALDARE DI TASCA



| DN | 1/2" | 3/4" | 1" | 1 1/4" | 1 1/2" | 2" | 2 1/2" |
|----|------|------|----|--------|--------|----|--------|
| E | 22 | 27 | 34 | 43 | 49 | 61 | 74 |
| DN | 3" | 4" | | | | | |
| E | 90 | 116 | | | | | |

ART. 332 -
VR FEMMINA/SALDARE DI TASCA


| DN | 1/2" | 3/4" | 1" | 1 1/4" | 1 1/2" | 2" | 2 1/2" |
|----|------|------|----|--------|--------|----|--------|
| B | 53 | 53 | 58 | 72 | 81 | 92 | 115 |
| C | 50 | 50 | 64 | 74 | 74 | 80 | 88 |
| E | 22 | 27 | 34 | 43 | 49 | 61 | 74 |
| DN | 3" | 4" | | | | | |
| B | 125 | 155 | | | | | |
| C | 90 | 92 | | | | | |
| E | 90 | 116 | | | | | |

ART. 334 -
VR MASCHIO/FIL. MASCHIO NPT


| DN | 1/2" | 3/4" | 1" | 1 1/4" | 1 1/2" | 2" | 2 1/2" |
|----|------|------|----|--------|--------|----|--------|
| DN | 3" | 4" | 5" | 6" | 8" | | |

ART. 336 -
VR FEMMINA/FIL. MASCHIO NPT


| DN | 1/2" | 3/4" | 1" | 1 1/4" | 1 1/2" | 2" | 2 1/2" |
|----|------|------|----|--------|--------|----|--------|
| DN | 3" | 4" | 5" | 6" | 8" | | |

* GUARNIZIONE EPDM 324E ; NEOPRENE ART. 324N ; VITON ART. 324V ; TEFLON 324T.